

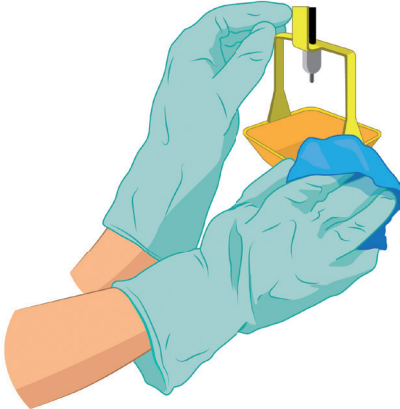


# Good Vaccination Practices

## Before vaccination



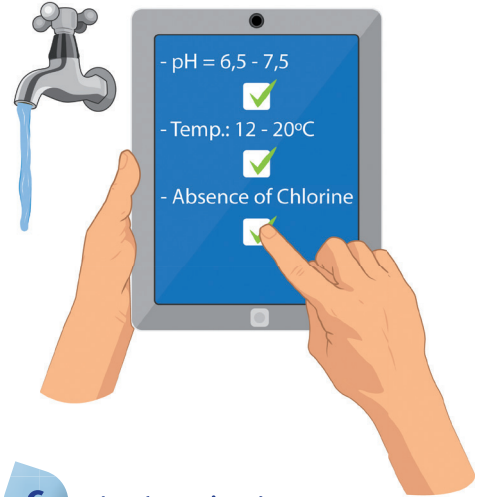
1 Clean the drinking lines



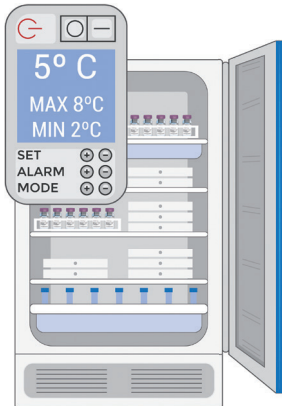
2 Clean the vaccination equipment



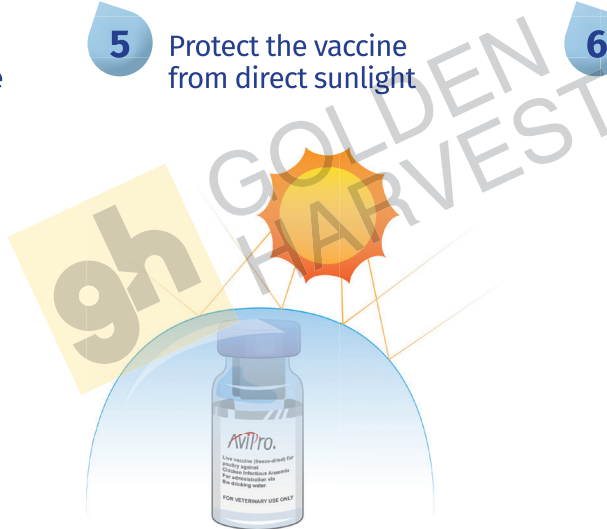
3 Control the water quality




4 Store the vaccines at appropriate temperature



5 Protect the vaccine from direct sunlight



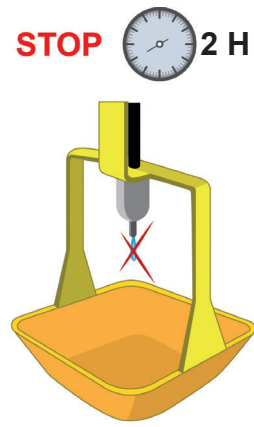
6 Check expiry date



7 Stop water treatments



8 Deprive birds of water





# Good Vaccination Practices

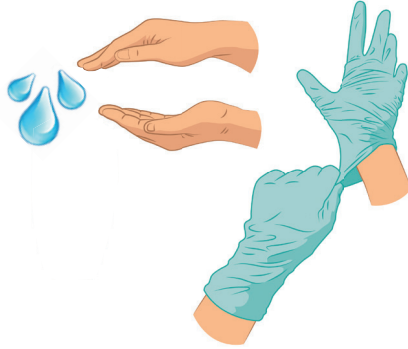
## During vaccination



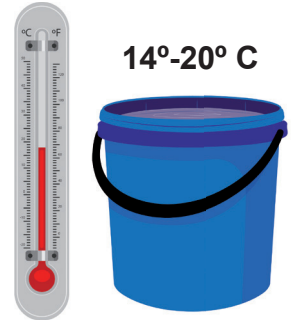
**1** Be sure to use a clean working area



**2** Wash your hands or put on gloves



**3** Fill up a clean plastic bucket with cold water



14°-20° C

**4** Mix the stabilizer with the water and wait for 20 minutes



20 min

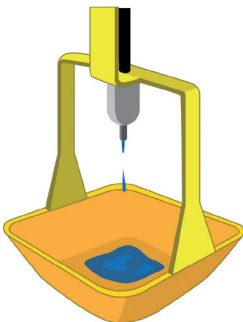
**5** Open the vaccine vial under the water and rinse the vial



**6** Stir the vaccine solution



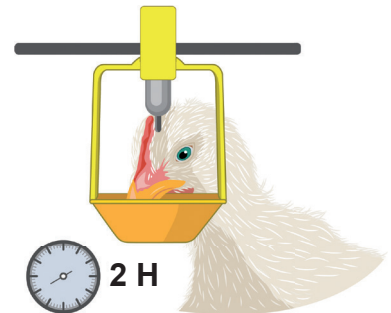
**7** Check for blue dye arrival in all the drinking lines



**8** Control drinking behaviour and induce birds to drink



**9** Check that the vaccine solution is consumed within 2 hours



2 H